



BarTender® 2021 UltraLite Edition Quick Start Guide

Welcome

Thank you for using BarTender UltraLite – the easiest way to create commercial quality barcode labels using your Zebra printer. This document guides you through Installation and Activation for BarTender.

It's easy to get started with BarTender. You'll be creating your first barcode label in no time!

STEP-BY-STEP INSTRUCTIONS

1

Find or Download your BarTender UltraLite Edition software

Access the BarTender UltraLite Edition Software as instructed by your printer supplier.

- On media that came with your printer
- By downloading from our website

2

Find your Product Key Code (PKC or Coupon Code)

Note your PKC Coupon Code:

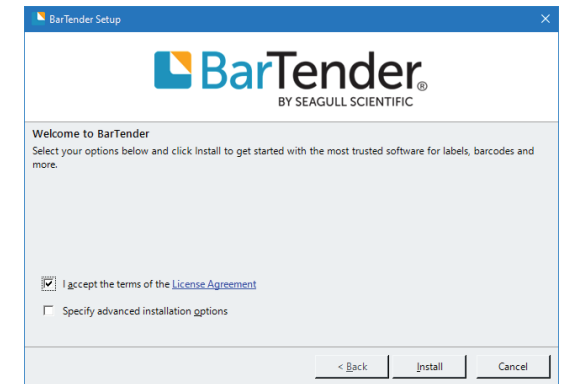
Z35H-KQHF-KG46-9HRM

You will need this unique code number to activate your BarTender software before using BarTender for first-time use.

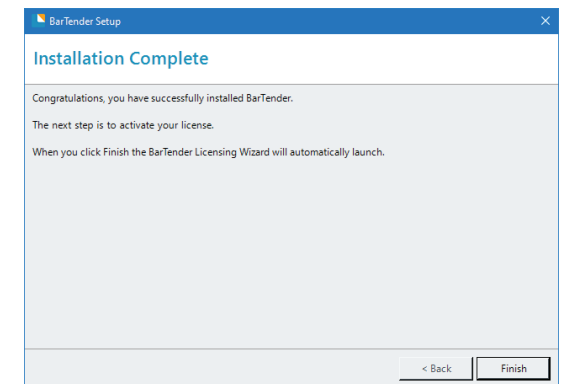
3

Install BarTender 2021

Locate the BarTender .exe installation file and Double-click the BarTender installation package to start the installation wizard. On the welcome page of the BarTender Setup wizard, read and accept the license agreement, and then click **Install**.



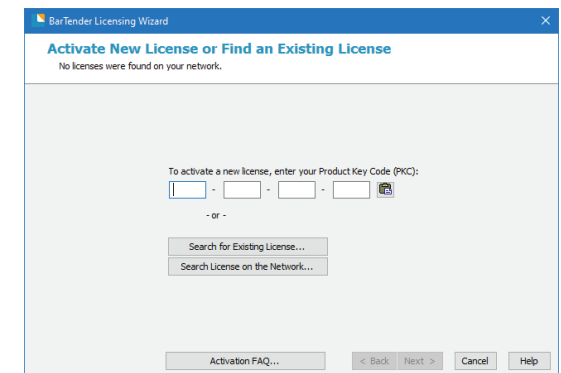
Click **Finish** to complete the installation.



4

Activate Your BarTender 2021 License

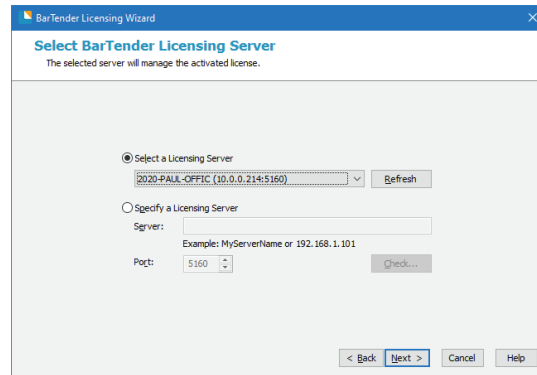
Activation is an easy, anonymous, process that authenticates your software license. When you reach this activation screen, enter your PKC Coupon Code.



5

Select Your Licensing Server

Click to **Select** to choose a Licensing Server, and then select the server from the list.



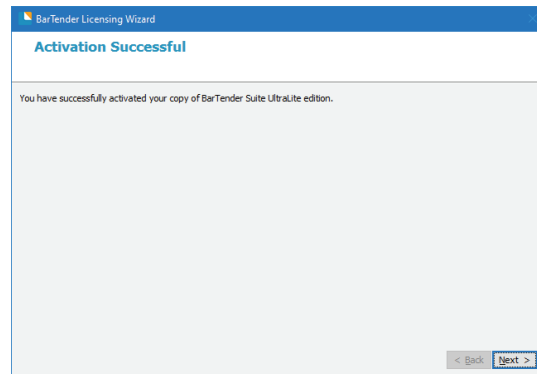
6

Register BarTender

Click **Next** to register or to opt-in to receive important email notifications.


Congratulations! You have successfully installed and activated BarTender.

You are now ready to start creating labels.



Check out this short video on how to get around BarTender and to create your first label:

[Getting started with BarTender](#)



For further help and technical resources:

www.seagullscientific.com/software/ultralite

Or contact your printer manufacturer.